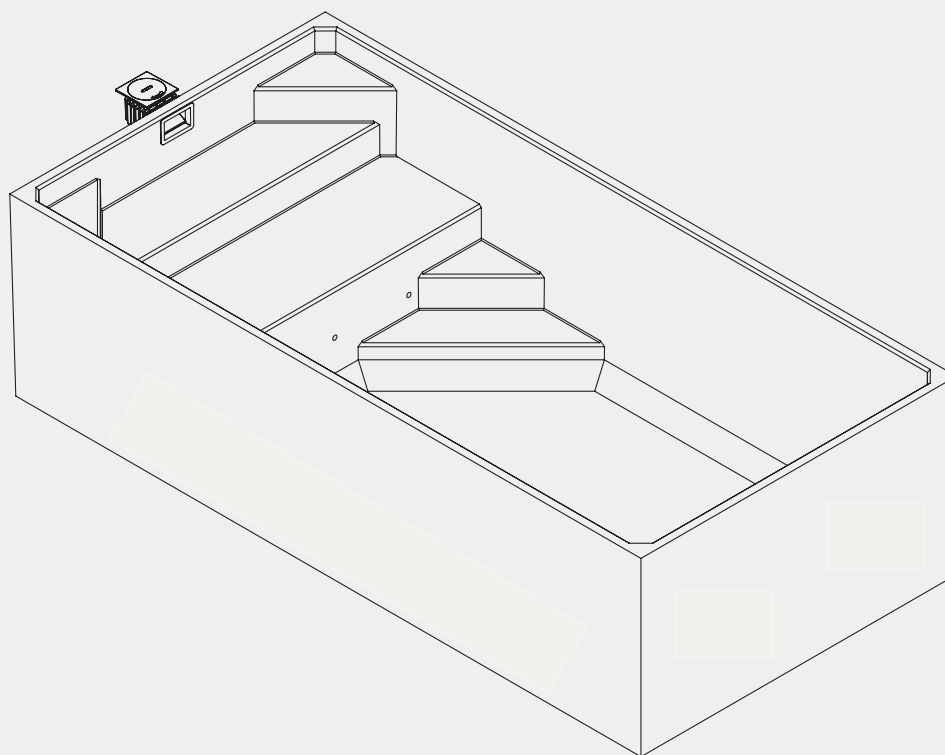


PLUNGIE SPECIFICATIONS

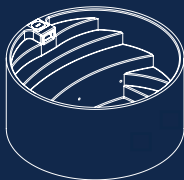
Plungie Max

Specifications + Dimensions

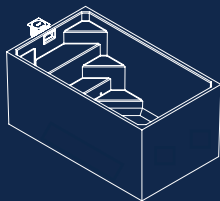


V 3.0

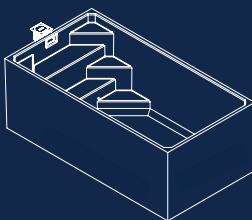
Plungie Model



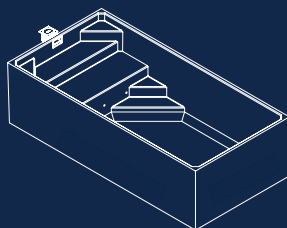
Plungie **Arena**
11' 5" Round



Plungie **Studio**
12' x 7'



Plungie **Original**
15' x 8'

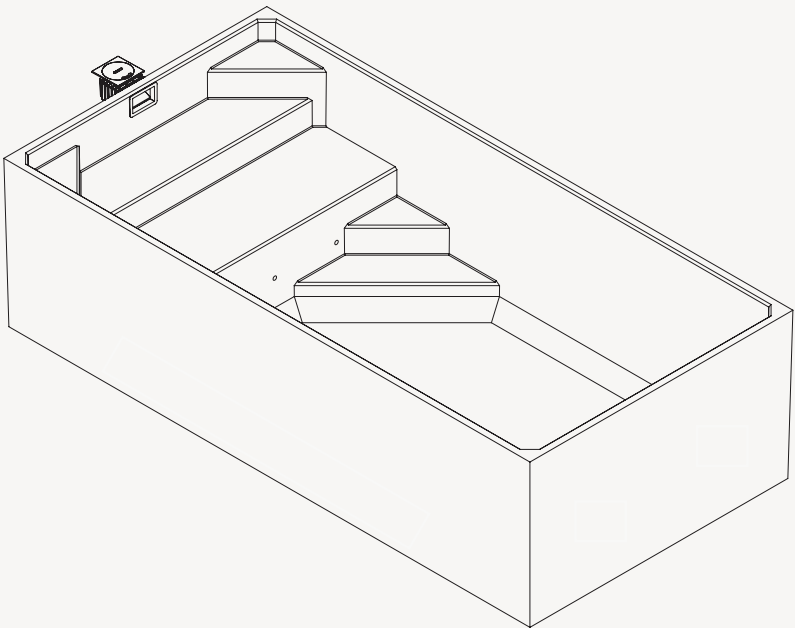


Plungie **Max**
20' x 10'

Whilst Plungie Pty Ltd has made every effort to ensure the accuracy and effectiveness of this information, we make no representation as to the accuracy or effectiveness of the information and take no responsibility for any loss, damage or injury which may be caused as a direct or indirect result of the use of this information.

Plungie Max

20' x 10'



Measuring a generous 20ft x 10ft, the Plungie Max is the world's largest monolithic precast concrete swimming pool. Perfect for anyone seeking fun and relaxation poolside, the Plungie Max pre-cast pool offers 40 sq ft of bench space and plenty of room to have a great time with family and friends!

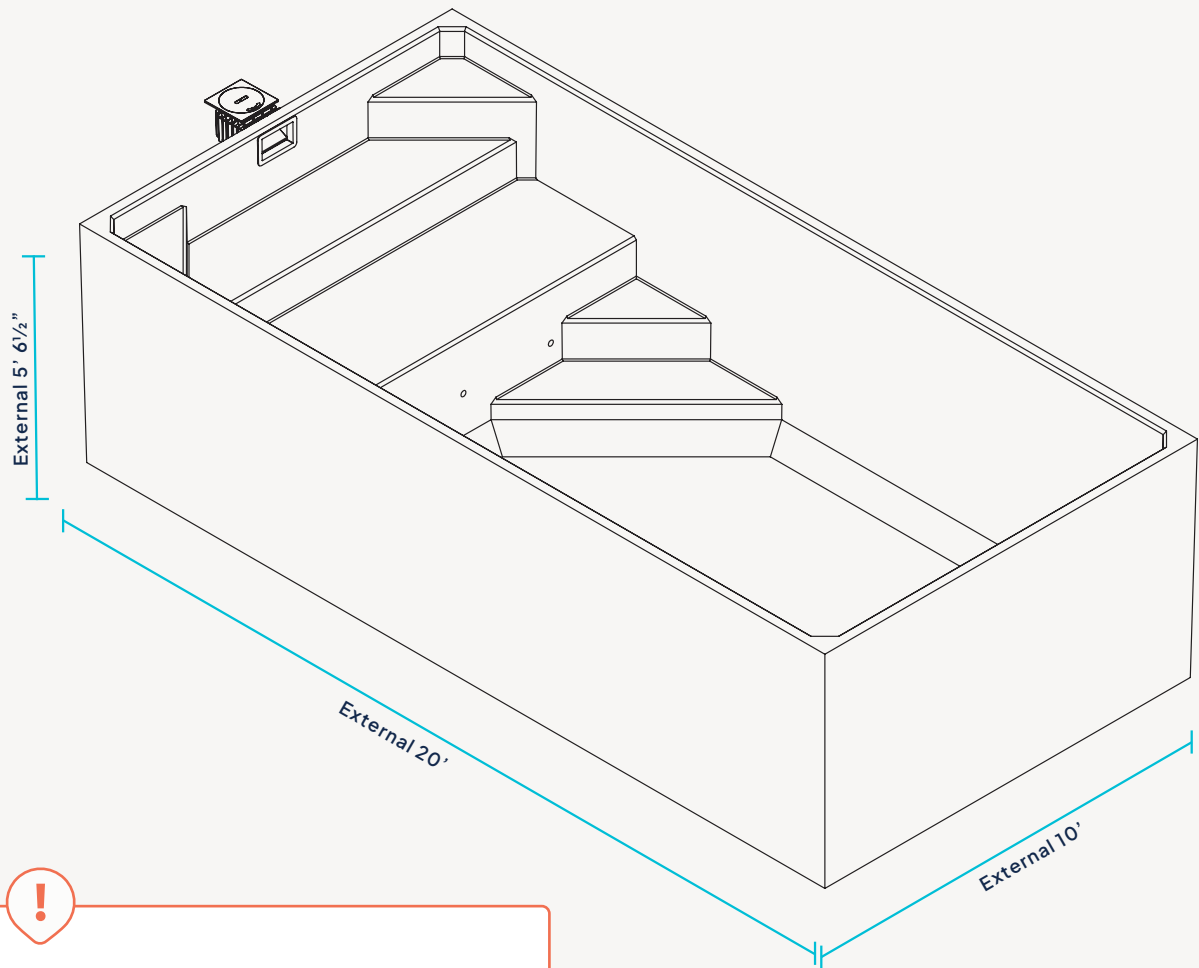
As one of our best-selling, the Plungie Max pre-cast pool can be installed in-ground, semi-recessed or above-ground to tie in seamlessly with the rest of your home!



View the
Max online

INCLUSIONS

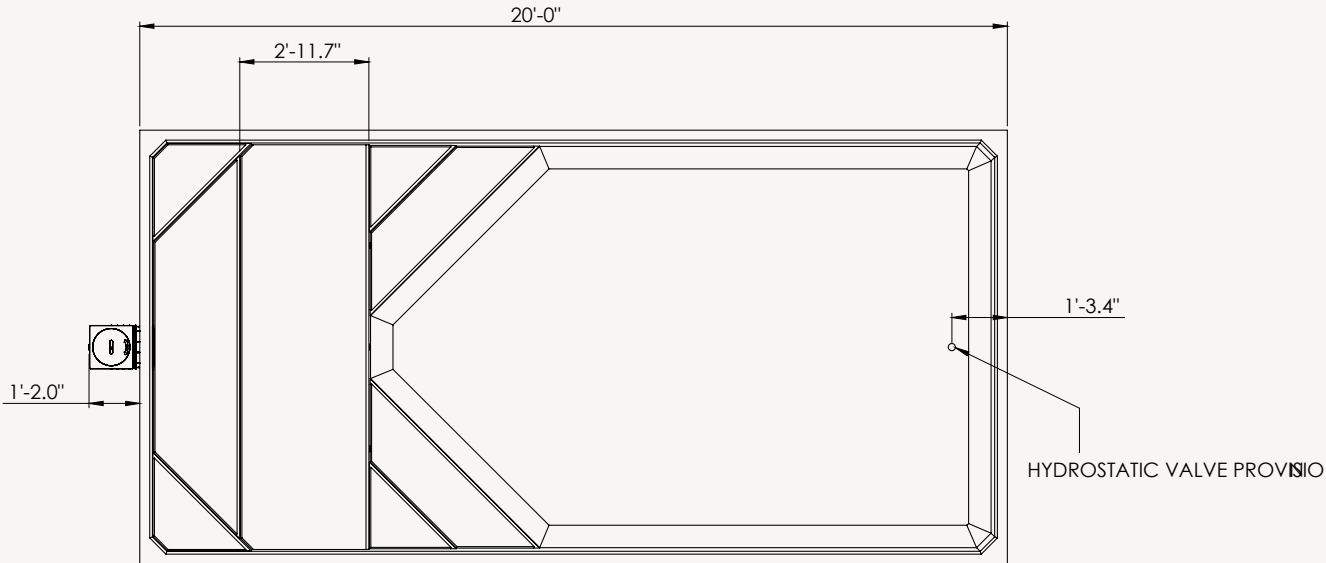
- Highly engineered concrete pool shell
- High-performance ecoFinish interior coating
- Primary pool fittings pre-plumbed to shell including:
 - Multi-colored LED Light
 - Skimmer Box
 - 2x pre-plumbed returns and 2x secondary suctions
- Hydrostatic valve
- Technical designs and pre-engineered specifications
- Our Plungie 10-year structural warranty
- Option to add equipment package including pump, chlorinator and filter



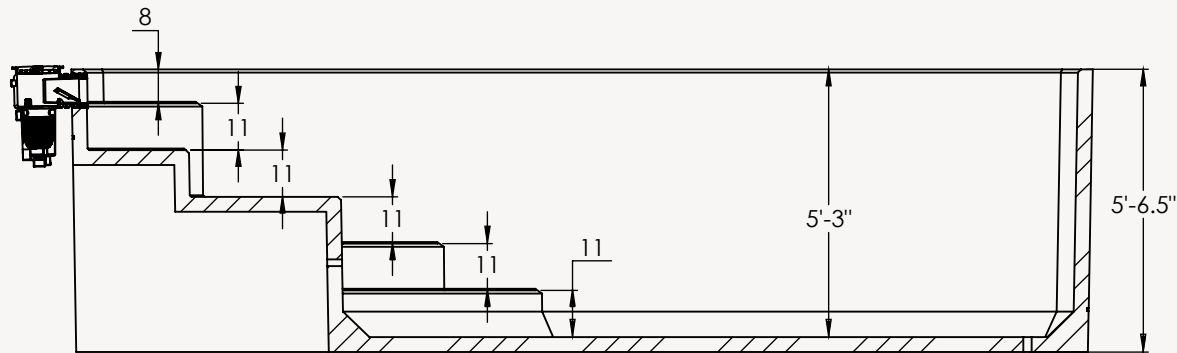
Please Note:
Some areas of California are subject to a higher seismic load requirement - this can impact the installation type of the Plungie Max in these areas. Refer to the California engineering notes for more information.

Length	External 20'	Internal 19' 5"
Width	External 10'	Internal 9' 5"
Height	External 5' 6 1/2"	Internal 5' 3"
Volume	5,335 gal	
Dry Weight	25,600 lbs	
Bench Space	46 sqft	

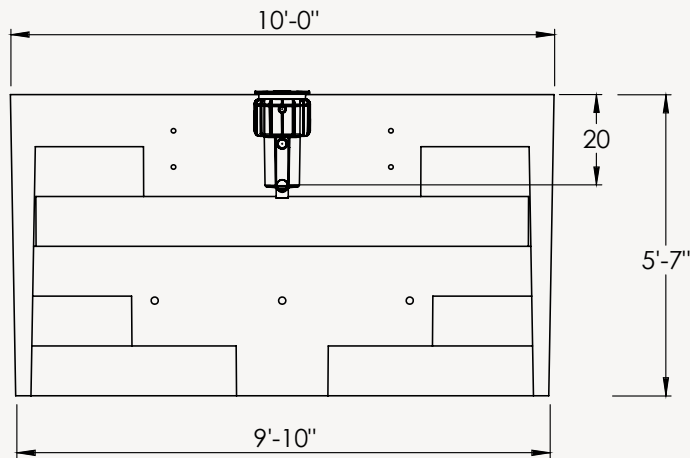
AERIAL DIMENSIONS



SIDE VIEW



SKIMMER / STEP END VIEW



SKIMMER BOX

